



## **Hoyt Cable Tracers & Cable Testers**

### **Cable Locator (LCD type)**

5500 CB .....	1
5501 CB .....	2
5001 TK .....	3

### **Multi-purpose Cable Tester and Non-contact Voltage Detector (2 in1)**

168 CB .....	4
--------------	---

### **Multi-purpose Cable Tester and Cable Tracer (All in 1)**

165 CB .....	5
--------------	---

### **Cable Tracers**

162 CB .....	6
179 CB .....	7
180 CB .....	8
181 CB .....	9

### **Cable Tracer and Phone Tester (2 in 1)**

183 CB .....	10
--------------	----

### **Lan Cable Tester**

185 LCT .....	11
---------------	----

### **Cable Tracer and Digital Multimeter (2 in 1)**

186 CB .....	12
187 MCT .....	13

# Cable Locator

## 5500 CB Cable Locator (LCD Type)

### Features

#### Transmitter

- The 5500 CB transmitter is a great tool for locating and identifying cables and individual conductors.
- Designed for locating unenergized cables and powered cables.
- Voltage measurement for cables: ACV 12V~300V | DCV 12V~300V
- Signal Transmission
  - Transmission Power Level Selection (includes 1, 2, 3)
  - Transmission Signal Code Selection (includes F, E, H, d, L, C, O, A)
- Flashlight & backlight function.
- Silent mode (disable button beep).
- Level bar display on LCD screen (transmission power level indication).
- Action wave display on LCD screen (when signal is transmitted).
- Auto power-off function.

#### Receiver

- The 5500 CB receiver is designed to identify and trace wires or cables.
- Designed for locating unenergized cables and powered cables.
- Locates both powered and unpowered cables.
- Signal detection (includes level, code, and value)
  - Automatic mode
  - Manual mode (9 levels to choose from)
- UAC mode (AC power line detection).
- Flashlight & backlight function.
- Silent mode (disables button beep & frequency tone).
- Danger symbol indicates AC voltage on the Line.
- Level bar display on LCD screen (signal value & UAC power value).
- Auto power-off function.



### Specifications


#### Transmitter

Output signal frequency	125kHz
Voltage measurement range	12~300V AC / DC
Accuracy	±(2%rdg+2dgt)
Display	LCD shows function and bargraph
Power source	1.5V (AAA) battery × 6
Fuse	690V/0.5A (6.3 × 32mm)
Dimensions	188(L)×90(W)×47(D)mm
Weight (battery included)	Approx. 389g

#### Receiver

Maximum Detection depth	Level 3: Approx. 50cm Level 2: Approx. 30cm Level 1: Approx. 10cm
Display	LCD shows function and bargraph
Power source	1.5V (AAA) battery × 6
Dimensions	247(L)×78(W)×45(D)mm
Weight (battery included)	Approx. 324g

#### General

- Operating temperature & humidity: 0°C~40°C 80% R.H. Max.
- Storage temperature & humidity: -10°C~50°C 80% R.H. Max.
- Safety Standard: EN 61010-1 CAT III 300V, EN 61326-1
- Low battery indication: "  " symbol appears and flashes on the LCD

### Accessories

- Instruction manual
- Test leads (TEL-AL11-7A, TEL-5500 EU, TEL-5500 LAH)
- Alligator clip (AL-25C)
- Spike
- Batteries
- Carry case



# Cable Locator

## 5501 CB Cable Locator (LCD Type)



### Features

#### Transmitter

- The 5501 CB transmitter is a great tool for locating and identifying cables and individual conductors.
- Locates both powered and unpowered cables.
- Voltage measurement for cables: ACV 12V~450V | DCV 12V~450V.
- Signal transmission
  - Transmission power level selection (includes 1, 2, 3)
  - Transmission signal code selection (includes F, E, H, d, L, C, O, A).
- Flashlight & backlight function.
- Silent mode (disable button beep).
- Level bar display on LCD screen (transmission power level indication).
- Action wave display on LCD screen (when signal is transmitted).
- Auto power-off function.

#### Receiver

- The 5501 CB receiver is designed to identify and trace wires or cables.
- Locates both powered and unpowered cables.
- Signal detection (includes level, code, and value)
  - Automatic mode
  - Manual mode (9 levels to choose from)
- UAC mode (AC power line detection).
- Flashlight & backlight function.
- Silent mode (disables button beep & frequency tone).
- Danger symbol indicates AC voltage on the Line.
- Level bar display on LCD screen (signal value & UAC power value).
- Auto power-off function.

### Specifications


#### Transmitter

Output signal frequency	125kHz
Voltage measurement range	12~450V AC / DC
Accuracy	±(2%rdg+2dgt)
Display	LCD shows function and bargraph
Power source	1.5V (AAA) battery × 6
Fuse	690V/0.5A (6.3 × 32mm)
Dimensions	188(L)×90(W)×47(D)mm
Weight (battery included)	Approx. 389g

#### Receiver

Maximum Detection depth	Level 3: Approx. 50cm Level 2: Approx. 30cm Level 1: Approx. 10cm
Display	LCD shows function and bargraph
Power source	1.5V (AAA) battery × 6
Dimensions	247(L)×78(W)×45(D)mm
Weight (battery included)	Approx. 324g

#### General

- Operating temperature & humidity: 0°C~40°C 80% R.H. Max.
- Storage temperature & humidity: -10°C~50°C 80% R.H. Max.
- Safety Standard: EN 61010-1 CAT III 450V, EN 61326-1
- Low battery indication: "  " symbol appears and flashes on the LCD

### Accessories

- Instruction manual
- Test leads (TEL-AL11-7A, TEL-5500 EU, TEL-5500 LAH)
- Alligator clip (AL-25C)
- Spike
- Batteries
- Carry case



## 5001 TK Cable Locator / Tester kit



5001 TK is a cable locator / tester kit which provides the testing needs for cable locating and network cable testing.

Kit includes:

- 5500 CB cable locator
- 185 LCT LAN cable tester
- High quality carry case.



# Multi-purpose Cable Tester & Non-contact Voltage Detector



## 168 CB Multi-purpose Cable Tester and Non-contact Voltage Detector (2 in1)

### Features

#### Multi-purpose Tone Generator

- Four transmitter plug types: RJ-11, RJ-45, COAX, Alligator clips.
- Two unique audible tones:
  - Fast alternating tone | Slow alternating tone
- Telephone line polarity check:
  - Tip side | Ring side
- Cable tracing
- Telephone line status check:
  - Clear line | Busy line | Ringing line
- Continuity check.
- Transmitter plug storage.
- Easy to store different kinds of transmitter plugs (RJ-11, RJ-45, COAX, and alligator clips).
- Easy to carry.
- Flashlight function.

#### Amplifier Probe

- The Amplifier Probe is designed to identify and trace wires or cables within a group without damaging the insulation.
- Works with any Tone Generator to identify wires.
- Volume control for increased sensitivity and adjustable to suit work environment.
- Recessed ON/OFF button prevents battery drain.
- A phone jack is designed for headset or handset.

#### Non-contact Voltage Detector

- Non-contact voltage detection: 50V ~ 1000V AC
- Frequency : 50 ~ 500 Hz
- Measurement category : CAT IV 1000V.
- Indication : LED and Tone
- Bright LED and audible alarm sound when voltage is present.
- Designed for Non-contact voltage detection. It's safer.
- Can be used to find a break in a wire.
- Flashlight function.
- NCV Test button design.
- Operating Conditions :
  - Temperature : 0 ~ 40°C
  - Humidity : Less than 80% R.H.
  - Altitude : 2000 m (6500 feet) maximum
- For indoor use only.
- Pollution degree : 2.

### Specifications

#### Multi-purpose Tone Generator / Non-contact Voltage Detector

Wave form	Square wave
Frequency	1kHz±15%
Over Voltage Protection	80V DC
Alternating Tone	Fast and Slow
Connection	RJ-11 connector RJ-45 connector COAX connector Alligator clip x 2
Power Source	9V battery
Dimensions	202(L) x 86(W) x 46(H)mm
Weight (battery included)	Approx. 300g

#### Amplifier Probe

Frequency detection	1Hz~12kHz
Receiver distance	< 50cm
Sensitivity control	√
Flashlight	√
Probe tip	Fixed
Power Source	9V battery
Dimensions	230(L) x 57(W) x 27(H)mm
Weight (battery included)	Approx. 125g

#### General

- Operating temperature & humidity: 0°C~40°C 80% R.H. Max.
- Storage temperature & humidity: -10°C~50°C 80% R.H. Max.
- Safety Standard: EN 61010-1, EN 61326-1



### Accessories

- Instruction manual
- Batteries
- Carry case

# Multi-purpose Cable Tester and Cable Tracer

## 165 CB All in One Multi-purpose Cable Tester and Cable Tracer



### Specifications

#### Master unit & Tone Generator 165 CB-TG

Display	LED Modules, Bi-colored LEDs
Waveform	Square wave
Frequency	1kHz±15%
Over Voltage Protection	80V DC
Single Tone	–
Alternating Tone	Fast and slow
Power Source	9V battery
Dimensions	180(L) x 82(W) x 43.8(H)mm
Weight	280g

#### Amplifier Probe & Receiving unit 165 CB-A

Frequency Detection	1Hz~12kHz
Receiver Distance	< 50cm
Sensitivity Control	√
Flash light	√
LED for signal strength	√
LED module	√
Power Source	9V battery
Dimensions	263(L) x 55(W) x 37.3(H)mm
Weight	210g

#### General

- Operating temperature & humidity: 0°C~40°C 80% R.H. Max.
- Storage temperature & humidity: -10°C~50°C 80% R.H. Max.
- Safety Standard: EN 61326-1, EN 55011, EN 61000-4-2, EN 61000-4-3

### Features

#### Amplifier Probe

- The Amplifier Probe is designed to identify and trace wires or cables within a group without damaging the insulation.
- The flashlight function for easier cable tracing in the dark.
- An LED indication for the signal strength
- Volume control for increased sensitivity and adjustable to suit work environment.
- Recessed ON/OFF button prevents battery drain.
- Works with any Tone Generator to identify wires.
- Power supply is in any 9V battery with a life of approximately 100 hours.
- A phone jack is designed for headset or handset.

#### Tone Generator

- Tone Generator is a great tool for locating and identifying cable pairs or individual conductors.
- Two bi-colored LEDs for Line1 and Line 2 indication of the polarities of the telephone lines.
- Identifying Tip and Ring of telephone lines
- Identifying telephone line condition:
  - Clear line, Busy line and Ringing line.
- 165 CB does not only serves as a tone generator, but it also serves as a continuity and polarity tester.
- Users can select a fast dual tone or a slow dual tone by the rotary switch.
- The unit has alligator type terminals, a modular cable of 4 conductors with a strong connector.
- The tone and continuity functions are only applied to Line1. (modular connector)

### Accessories

- Instruction manual
- Batteries
- Carrying case
- Self-test cable



Optional Accessories: BNC testing cables, Multi-wire testing cables



## 162 CB Filter Probe & Tone Generator

### Features

#### Filter Probe

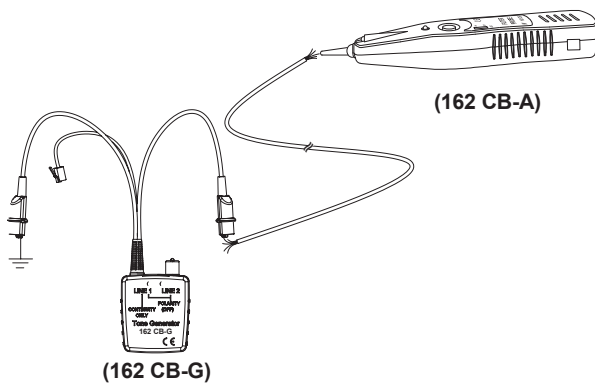
- Works with any Tone Generator to identify wires.
- Volume control for increasing sensitivity and adjustable to suit work environment.
- 2 operation modes: Filter on / Filter off.
- The auto-off function (5 minutes) prevents battery consumption.
- Power supply is available in any 9V battery with a life of approximately 50 hours.
- A phone jack is designed for headset or handset.
- Flashlight function.

#### Tone Generator

- Tone Generator is a great tool for locating and identifying cable pairs or individual conductors.
- 162 CB-G doesn't only provide the function of a tone generator, but also serves as a continuity and polarity tester.
- A tone selector switch located inside the unit for selection of the fast tone or the slow tone.
- Two bi-colored LEDs for Line1 and Line 2 indication of the polarities of the telephone lines.
- The unit has alligator type terminals, a modular cable of 4 conductors with a strong connector.
- The tone and continuity functions are only applied to Line1. (Modular connector)



The 162 CB is designed to identify and trace wires or cables within a group without damaging the insulation.



### Specifications

#### Filter Probe

Operation mode	Filter on (avoid the interference of 50Hz/60Hz) Filter off
Receiver distance	< 50cm
Sensitivity control	√
Probe tip	Fixed
Power source	9V battery × 1
Dimensions	250(L) × 39(W) × 38(D)mm
Weight (battery included)	Approx. 180g

#### Tone Generator

Wave form	Square Wave
Frequency	1kHz±15%
Over voltage protection	80V DC
Alternating tone	Fast and Slow
Connection	RJ11 connector, alligator clip x2 RJ45 connector (optional)
Power source	9V battery × 1
Dimensions	86(L)×63(W)×26(D)mm
Weight (battery included)	Approx. 130g

#### General

- Operating temperature & humidity: 0°C~40°C 80% R.H. Max.
- Storage temperature & humidity: -10°C~50°C 80% R.H. Max.
- Safety Standard: EN 61326-1, EN 61000-4-2, EN 61000-4-3

### Accessories

Instruction manual  
Soft pouch  
Batteries

## 179 CB Cable Tracer (Amplifier Probe & Tone Generator)

### Features

#### Amplifier Probe

- 179 CB has a rotatable sensor probe tip.
- The Amplifier Probe is designed to identify and trace wires or cables within a group without damaging the insulation.
- Works with any Tone Generator to identify wires.
- Volume control for increased sensitivity and adjustable to suit work environment.
- Recessed ON/OFF button prevents battery drain.
- A phone jack is designed for headset or handset.

#### Tone Generator

- Tone Generator is a great tool for locating and identifying cable pairs or individual conductors.
- 181 CB-G does not only serve as a tone generator, but also serves as a continuity and polarity tester.
- A tone selector switch located inside the unit for selection of the fast tone or the slow tone.
- The continuity function is only applied to Line 1.
- Two bi-colored LEDs for Line1 and Line2 indication of the polarities of the telephone lines.
- The unit has alligator type terminals, a modular cable of 4 conductors with a strong connector.

### Specifications

#### Amplifier Probe

Frequency	1Hz~12kHz
Receiver distance	< 50cm
Sensitivity control	√
Probe tip	Fixed
Power source	9V(6F22) × 1
Dimensions	230(L) × 56(W) × 27(D)mm
Weight (battery included)	Approx. 125g

#### Tone Generator

Wave form	Square Wave
Frequency	1kHz±15%
Over voltage protection	80V DC
Single tone	—
Alternating tone	Fast and Slow
Connection	RJ11 connector, alligator clip x 2, RJ45 connector (optional)
Power source	9V(6F22) × 1
Dimensions	86(L)×63(W)×26(D)mm
Weight (battery included)	Approx. 130g

#### General

- Operating temperature & humidity: 0°C~40°C 80% R.H. Max.
- Storage temperature & humidity: -10°C~50°C 80% R.H. Max.
- Safety Standard: EN 61326-1, EN 55011, EN 61000-4-2, EN 61000-4-3



### Accessories

Instruction manual  
Soft pouch  
Batteries



## 180 CB Cable Tracer (Amplifier Probe & Tone Generator)

### Features

#### Amplifier Probe

- The Amplifier Probe is designed to identify and trace wires or cables within a group without damaging the insulation.
- Works with any Tone Generator to identify wires.
- Volume control for increased sensitivity and adjustable to suit work environment.
- Recessed ON/OFF button prevents battery drain.
- A phone jack is designed for headset or handset.

#### Tone Generator

- Tone Generator is a great tool for locating and identifying cable pairs or individual conductors.
- 180 CB-G doesn't only provide the function of a tone generator, but also serves as a continuity and polarity tester.
- Test results are displayed by a bi-colored LED.

### Specifications

#### Amplifier Probe

Frequency	1Hz~12kHz
Receiver distance	< 50cm
Sensitivity control	√
Probe tip	Fixed
Power source	9V(6F22) × 1
Dimensions	230(L) × 56(W) × 27(D)mm
Weight (battery included)	Approx. 125g

#### Tone Generator

Wave form	Square Wave
Frequency	1kHz±15%
Over voltage protection	100V DC
Single tone	—
Alternating tone	Fast
Connection	RJ11 connector, alligator clip x 2, RJ45 connector (optional)
Power source	9V(6F22) × 1
Dimensions	64(L)×58(W)×34(D)mm
Weight (battery included)	Approx. 120g

#### General

- Operating temperature & humidity: 0°C~40°C 80% R.H. Max.
- Storage temperature & humidity: -10°C~50°C 80% R.H. Max.
- Safety Standard: EN 61326-1,  
EN 55011,  
EN 61000-4-2,  
EN 61000-4-3.



### Accessories

Instruction manual  
Soft pouch  
Batteries

## 181 CB Cable Tracer (Amplifier Probe & Tone Generator)

### Features

#### Amplifier Probe

- The Amplifier Probe is designed to identify and trace wires or cables within a group without damaging the insulation.
- Works with any Tone Generator to identify wires.
- Volume control for increased sensitivity and adjustable to suit work environment.
- Recessed ON/OFF button prevents battery drain.
- A phone jack is designed for headset or handset.

#### Tone Generator

- Tone Generator is a great tool for locating and identifying cable pairs or individual conductors.
- 181 CB-G does not only serve as a tone generator, but also serves as a continuity and polarity tester.
- A tone selector switch located inside the unit for selection of the fast tone or the slow tone.
- The continuity function is only applied to Line 1.
- Two bi-colored LEDs for Line1 and Line2 indication of the polarities of the telephone lines.
- The unit has alligator type terminals, a modular cable of 4 conductors with a strong connector.

### Specifications

#### Amplifier Probe

Frequency	1Hz~12kHz
Receiver distance	< 50cm
Sensitivity control	√
Probe tip	Fixed
Power source	9V(6F22) × 1
Dimensions	230(L) × 56(W) × 27(D)mm
Weight (battery included)	Approx. 125g

#### Tone Generator

Wave form	Square Wave
Frequency	1kHz±15%
Over voltage protection	80V DC
Single tone	—
Alternating tone	Fast and Slow
Connection	RJ11 connector, alligator clip x 2, RJ45 connector (optional)
Power source	9V(6F22) × 1
Dimensions	86(L)×63(W)×26(D)mm
Weight (battery included)	Approx. 130g

#### General

- Operating temperature & humidity: 0°C~40°C 80% R.H. Max.
- Storage temperature & humidity: -10°C~50°C 80% R.H. Max.
- Safety Standard: EN 61326-1, EN 55011, EN 61000-4-2, EN 61000-4-3



### Accessories

Instruction manual  
Soft pouch  
Batteries

## 183 CB Cable Tracer and Test-Phone Generator

### Features

#### Cable Tracer

- Trace wires or cables.
- Volume control.
- Tip & Ring identification.
- 2 bi-colored LEDs ( Line 1 & Line 2).
- Tone speed selection : Fast & Slow.
- A phone jack is designed for headset or handset. (Amplifier probe)

#### Phone Tester

- Continuity and resistance testing for voltage-free objects.
- Check direct and alternating voltages.
- Testing capacitors.
- Testing diodes.
- Power ON/OFF switch.
- The indication of the LED lamp and the sound of the buzzer can occur at the same time.
- The LED indication for Power ON status.

### Specifications

#### Amplifier Probe

Frequency	1Hz~12kHz
Receiver distance	< 50cm
Sensitivity control	√
Probe tip	Fixed
Power source	9V(6F22) × 1
Dimensions	230(L) × 56(W) × 27(D)mm
Weight (battery included)	Approx. 125g

#### Tone Generator

Wave form	Square Wave
Frequency	1kHz±15%
Over voltage protection	80V DC
Single tone	—
Alternating tone	Fast and Slow
Connection	RJ11 connector, alligator clip x 2
Power source	1.5V (AA) × 6
Dimensions	143(L) × 74.5(W) × 33.6(D)mm
Weight (battery included)	Approx. 318g

#### Phone Tester

Loud speaker	√	ACV/DCV checking	√
Continuity testing	√	Checking capacitors	√
Checking resistance	√	Checking diodes	√

#### General

- Operating temperature & humidity: 0°C~40°C 80% R.H. Max.
- Storage temperature & humidity: -10°C~50°C 80% R.H. Max.
- Safety Standard: EN 61326-1,  
EN 55011,  
EN 61000-4-2,  
EN 61000-4-3



### Accessories

- Instruction manual
- Test leads
- Carry case
- Batteries

## 185 LCT LAN Cable Tester



### Features

The 185 LCT LAN cable tester is a newly designed tool that can easily test the correct pin configuration of the RJ45/RJ11 modular cables, 10/100 base-T cable and Token Ring cable etc.


By comparing one transmitting end and the corresponding receiving end, the 185 LCT LAN cable tester also can test installed cables far away by using the remote receiving unit.

The 185 LCT provides the variety for wiring check, such as cable continuity, open status, short status and miss-wired.

- Designed for RJ45/RJ11 modular cables, 10/100 base-T cable and Token Ring cable.
- The LAN cable tester can verify cable continuity, open, short circuit and miss-wired.
- The remote receiving unit is available for installed cables far away either on the wall plates or on the patch panels.
- Auto and manual scan functions.
- Ground wire test.
- Lock status function.
- Buzzer sound warning for wire status.
- Display : LED indication for wire status.

### Specifications

Display	LED
Operating temperature	0°C ~ 40°C
Dimensions	
Master unit:	132(L) × 55(W) × 39(D)mm
Remote receiving unit:	74(L) × 30(W) × 25(D)mm
Weight (battery included)	
Master unit :	148 g
Remote receiving unit :	33g
Power source	9V × 1
Safety standard	EN 61326-1



### Accessories

- Instruction manual
- BNC testing cables
- Self-test cable
- Carry case
- Battery
- Multi-wire testing cables (optional)



BNC testing cables



Self-test cable



Multi-wire testing cables (optional)

## 186 CB Cable Tracer & Digital Multimeter

### Specifications



### Features

#### Cable Tracer

- Trace wires or cables.
- Volume control.
- Tip & Ring identification.
- 2 bi-colored LEDs ( Line 1 & Line 2).
- Tone speed selection : Fast & Slow.
- A phone jack is designed for headset or handset. (Amplifier probe)

#### Digital Multimeter

- 4000 counts.
- ACV, DCV.
- Ohm, Diode & Continuity testing.
- Auto-range.
- Data hold.
- Low battery indication.
- Select function.
- Auto-off.



### Accessories

- Instruction manual
- Test leads
- Carry case
- Batteries

#### AC Voltage

Range	Resolution	Accuracy
400mV	0.1mV	±(1.0%rdg+5dgt)
4V	1mV	
40V	10mV	
400V	100mV	
750V	1V	

#### DC Voltage

Range	Resolution	Accuracy
400mV	0.1mV	±(0.5%rdg+3dgt)
4V	1mV	
40V	10mV	
400V	100mV	
1000V	1V	

#### Resistance

Range	Resolution	Accuracy
400Ω	0.1Ω	±(1.2%rdg+3dgt)
4KΩ	1Ω	
40KΩ	10Ω	
400KΩ	100Ω	
4MΩ	1KΩ	
40MΩ	10KΩ	±(2.0%rdg+4dgt)

#### Continuity Test

Range	Audible threshold
400 Ω	Less than 25 Ω

#### General

Frequency detection	Amplifier Probe: 1Hz~12kHz Tone Generator: 1kHz ±15%
Over protection	Tone Generator: 80V DC
Alternating tone	Fast and Slow
Connection	Tone Generator: RJ11 connector alligator clip x 2
Sensitivity control	√
Receiver distance	<50cm
Dimensions	
Amplifier Probe:	230(L) x 56(W) x 27(D)mm
Tone Generator/DMM:	183(L) x 82 (W) x 44(D)mm
Weight (battery included)	
Amplifier Probe:	125g
Tone Generator/DMM:	305g
Power source	Amplifier Probe: 9V(6F22) × 1 Tone Generator: 9V(6F22) × 1 DMM: 1.5V(AAA) × 2
Operating Temp. & Humidity	0°C ~ 40°C, 80% Max.
Storage Temp. & Humidity	-10°C~50°C, 80% Max.
Safety standard:	EN 61010-1 CAT III 600V, EN 61326-1, EN 55011, EN 61000-4-2, EN 61000-4-3

## 187 MCT LAN Cable Tester & Digital Multimeter



### Features

#### LAN Cable Tester

- Designed for RJ45/RJ11 modular cables, 10/100 base-T cable and Token Ring cable etc.
- The LAN cable tester can verify cable continuity, open, circuit and miss-wired.
- The remote receiving unit is available for installed cables far away either on the wall plates or on the patch panels.
- Auto and manual scan function.
- Ground wire test.
- Display : LED indication for wire status

#### Digital Multimeter

- 4000 counts LCD.
- Full automatic measurement. Voltage measurement. Resistor measurement.
- Range change function.
- Select function.
- Data Hold function.
- Continuity check.
- Diode measurement.
- Low battery indication.
- Input impedance:10MΩ.

### Accessories

- Instruction manual
- Test leads
- Self-test cable
- Soft pouch
- Batteries
- Multi-wire testing cables(optional)
- BNC testing cables(optional)

### Specifications

#### AC Voltage

Range	Resolution	Accuracy
400mV	0.1mV	
4V	1mV	±(1.0%rdg+5dgt)
40V	10mV	
400V	100mV	
750V	1V	

#### DC Voltage

Range	Resolution	Accuracy
400mV	0.1mV	
4V	1mV	±(0.5%rdg+3dgt)
40V	10mV	
400V	100mV	
1000V	1V	

#### Resistance

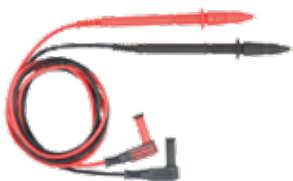
Range	Resolution	Accuracy
400Ω	0.1Ω	
4KΩ	1Ω	±(1.2%rdg+3dgt)
40KΩ	10Ω	
400KΩ	100Ω	
4MΩ	1KΩ	
40MΩ	10KΩ	±(2.0%rdg+4dgt)

#### Continuity Test


Range	Audible threshold
400 Ω	Less than 25 Ω

#### General

Dimensions	
Master unit:	168(L) x 82(W) x 44(D)mm
Remote receiving unit:	74(L) x 30 (W) x 25(D)mm
Weight (battery included)	
Master unit :	Approx. 283g
Remote receiving unit :	Approx. 30g
Power source	
LAN cable tester :	9V battery x 1
DMM :	1.5V(AAA) x 2
Operating Temp. & Humidity	0°C ~ 40°C, 80% Max.
Storage Temp. & Humidity	-10°C~50°C, 80% Max.
Safety standard:	EN 61010-1 CAT III 600V, EN 61326-1, EN 55011, EN 61000-4-2, EN 61000-4-3



AL-24-1



Multi-wire testing cables (optional)



BNC testing cables



Self-test cable