



Changeover Switch 20A-125A

Disconnect Switches



Base mounting switches with snap-on mounting







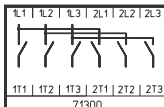
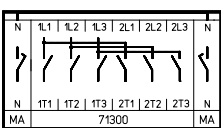
For DIN rail

3 up to 4 pole

20 A up to 125 A

IP30

Specifications

Switching programme	Rated data(IEC 60947)			Escutcheon dimension for 45 mm aperture in Panel/Distribution boards (H × W) (mm)	M-handle silver/black	Padlockable handle V-handle silver/black	Padlockable handle V-handle silver/black
	Operat. current I _n	Operational power (at 380–440 V)			 	  OFF position padlockable	  all positions padlockable
	AC-21A (A)	AC-23A (kW)	AC-3 (kW)		IP30	IP30	IP30
					Order code number	Order code number	Order code number
71300 – 3 pole – without auxiliary contacts 	20	5.5	3.7	45 × 76	H216-71300-026M1	H216-71300-028V1	H216-71300-027V1
	25	7.5	5.5	45 × 76	H220-71300-026M1	H220-71300-028V1	H220-71300-027V1
	32	11	7.5	45 × 76	H226-71300-026M1	H226-71300-028V1	H226-71300-027V1
	40	15	11	45 × 76	H233-71300-026M1	H233-71300-028V1	H233-71300-027V1
	40	15	11	45 × 105	B240-71300-026M1*	B240-71300-028V1*	B240-71300-027V1*
	50	18.5	15	45 × 105	B250-71300-026M1	B250-71300-028V1	B250-71300-027V1
	63	22	18.5	45 × 105	B263-71300-026M1	B263-71300-028V1	B263-71300-027V1
	63	22	18.5	45 × 72	H406-71300-126M1*	H406-71300-128V1*	H406-71300-127V1*
	80	30	22	45 × 72	H408-71300-126M1	H408-71300-128V1	H408-71300-127V1
	100	37	30	45 × 72	H410-71300-126M1	H410-71300-128V1	H410-71300-127V1
	125	45	37	45 × 72	H412-71300-126M1	H412-71300-128V1	H412-71300-127V1
71500 – 4 pole – without auxiliary contacts – neutral contact – early make/late break – neutral jumper 	20	5.5	3.7	45 × 76	H216-71500-026M1	H216-71500-028V1	H216-71500-027V1
	25	7.5	5.5	45 × 76	H220-71500-026M1	H220-71500-028V1	H220-71500-027V1
	32	11	7.5	45 × 76	H226-71500-026M1	H226-71500-028V1	H226-71500-027V1
	40	15	11	45 × 76	H233-71500-026M1	H233-71500-028V1	H233-71500-027V1
	40	15	11	45 × 105	B240-71500-026M1*	B240-71500-028V1*	B240-71500-027V1*
	50	18.5	15	45 × 105	B250-71500-026M1	B250-71500-028V1	B250-71500-027V1
	63	22	18.5	45 × 105	B263-71500-026M1	B263-71500-028V1	B263-71500-027V1
	63	22	18.5	45 × 72	H406-71500-126M1*	H406-71500-128V1*	H406-71500-127V1*
	80	30	22	45 × 72	H408-71500-126M1	H408-71500-128V1	H408-71500-127V1
	100	37	30	45 × 72	H410-71500-126M1	H410-71500-128V1	H410-71500-127V1
	125	45	37	45 × 72	H412-71500-126M1	H412-71500-128V1	H412-71500-127V1



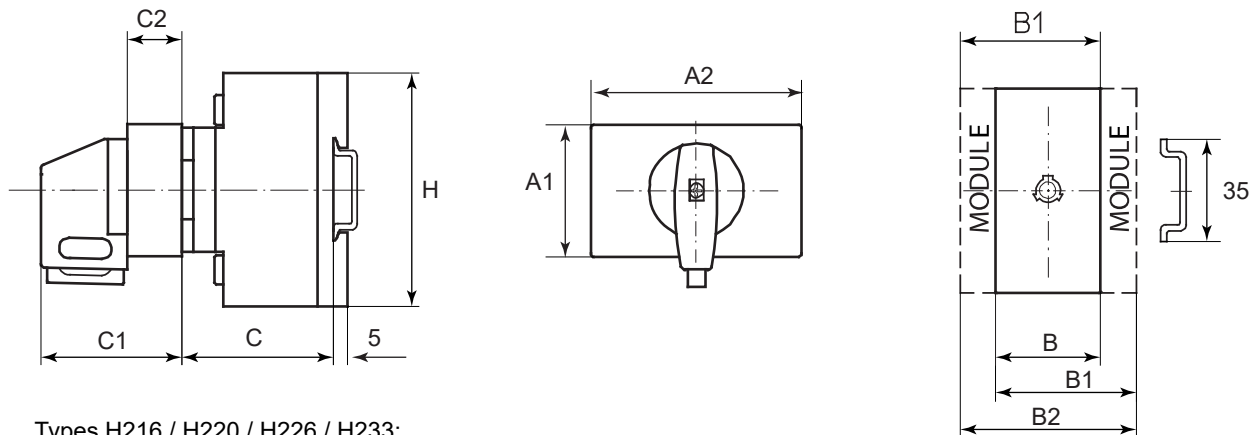
Changeover Switch 20A-125A

Disconnect Switches

Dimensions

Setup of order code number

Type	Switching progr.	Mtg. form
H206	71300	128V1
Order code no.	H406-71300-128V1	



Types H216 / H220 / H226 / H233:

Mtg. form	A1	A2	B	B1	B2	C	C1	C2	H
026M1	45	76	72	84	96	40	51.5	25.5	70
027V1	45	76	72	84	96	40	51.5	25.5	70
028V1	45	76	72	84	96	40	51.5	25.5	70

Types B240 / B250 / B263:

Mtg. form	A1	A2	B	B1	B2	C	C1	C2	H
026M1	45	105	100	119	138	40	51.5	25.5	70
027V1	45	105	100	119	138	40	51.5	25.5	70
028V1	45	105	100	119	138	40	51.5	25.5	70

Types H406 / H408 / H410 / H412:

Mtg. form	A1	A2	B	B1	B2	C	C1	C2	H
126M1	45	72	140	159	178	67	48	16	80
127V1	45	72	140	159	178	67	48	16	80
128V1	45	72	140	159	178	67	48	16	80