



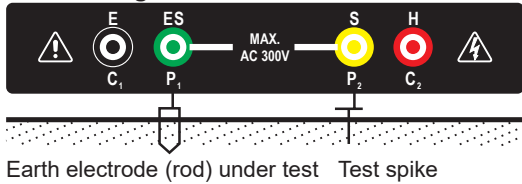
Model 4235 ER

4-Wire Earth Resistance / Earth Resistivity Tester

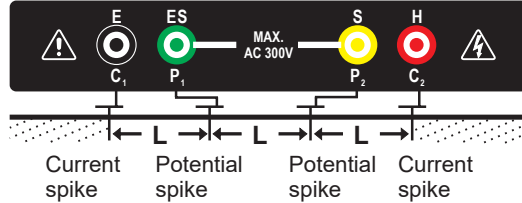


- Microprocessor-controlled.
- Earth resistivity (ρ) test.
- Earth testing at 20 Ω , 200 Ω , 2k Ω .
- Earth voltage measuring : 0-300V AC.
- Automatic C spike check.
- Automatic P spike check.
- 2-Wire test, 3-Wire test, 4-Wire test.
- LCM display.
- Auto ranging.
- Auto power OFF.
- Data hold.
- 200 measurement results can be saved in the memory and recalled on the display.
- Interval between auxiliary earth spikes is 1.0~50.0m.

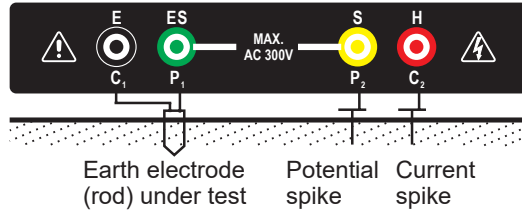
Earth Voltage measurement



Earth resistivity measurement(ρ)



Four-terminal earth resistance



Specifications

Measuring ranges	Earth Resistance: 0-20 Ω / 0-200 Ω / 0-2k Ω Earth Voltage: 0-300.0V AC Earth Resistivity ($\rho=2 \times \pi \times L \times R$) 0.06~6.28k Ω .m 0.62~62.8k Ω .m 6.28~628k Ω .m
Accuracy	Earth Resistance: 0-20 Ω : $\pm(2\%rdg+0.1\Omega)$ 0-200 Ω ,0-2k Ω : $\pm(2\%rdg+3dgt)$ Earth Voltage: $\pm(2\%rdg+3dgt)$
Earth resistance resolution	0-20 Ω : 0.01 Ω 0-200 Ω : 0.1 Ω 0-2k Ω : 1 Ω
Measuring system	Earth resistance by constant current Inverter 820Hz approx. 2mA
Temperature & humidity	Operating: 0 $^{\circ}$ C~40 $^{\circ}$ C \leq 80% R.H. Storage: -10 $^{\circ}$ C~50 $^{\circ}$ C \leq 80% R.H.
Dimensions	250(L) x 190(W) x 110(D)mm
Weight	Approx. 1500g (battery included)
Power source	1.5V (AA) \times 8
Safety standards	EN 61010-1 CAT IV 300V IEC 61557-1 IEC 61557-5 EN 61326-1

Accessories

- Test leads (red-15m, black-10m, yellow-10m, green-5m)
- Instruction manual
- Auxiliary earth spikes
- Carry case,
- Shoulder belt,
- Batteries.

Hoyt Electrical Instrument Works, Inc.

23 Meter Street
Penacook, NH 03303

Phone: (800) 258-3652
Fax: (603) 753-9592
Email: sales@hoymeter.com

www.hoymeter.com